

US All Cap Value Equity

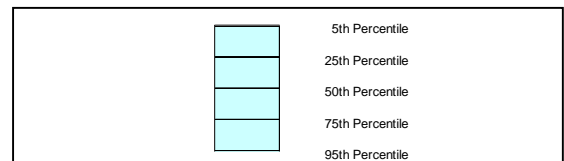

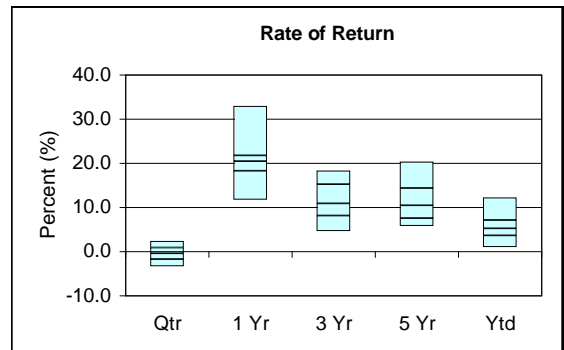
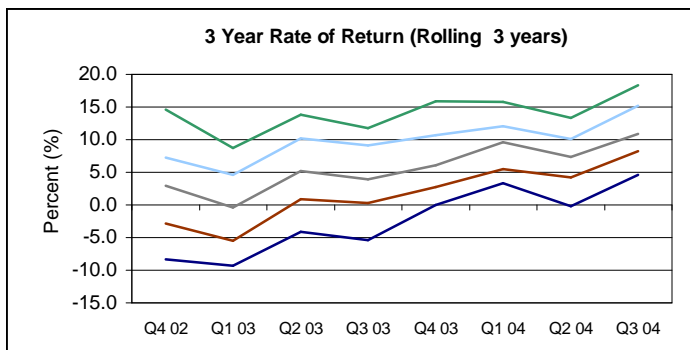
Performance Quality and Return League Tables

Data as of September 30, 2004



Top 10 by CQA Performance Quality (3 Year Data)					
Firm	Product	Return	Information Ratio	Tracking Error	
1 Steinberg Priest & Sloane Capital Mgt	All Cap Value	16.9	1.4	5.7	
2 Eubel Brady & Suttman Asset Mgmt	All Cap Value	17.6	1.2	7.3	
3 Boston Partners Asset Management	Premium Equity	13.6	1.0	4.7	
4 Snow Capital Management, LP	All Cap Value Composite	14.5	1.1	6.0	
5 Donald Smith & Co., Inc.	All Equity Accounts Composite	21.0	1.0	14.9	
6 Wedge Capital Management L.L.P.	Total Cap Value	12.4	1.0	4.0	
7 NWQ Investment Management Co.	Special Equity	17.4	0.4	7.3	
8 Private Capital Management, L.P.	Value Equity	17.1	0.2	8.4	
9 Lord, Abbett & Co. LLC	Multi Cap Value	11.3	0.6	4.4	
10 Knightsbridge Asset Management, LLC	Equity plus Cash	15.2	0.7	9.0	

Top 10 Performance Return (3 Year Data)					
Firm	Product	Return	Information Ratio	Tracking Error	
1 Schneider Capital Management	U.S. Value Equity	22.8	0.6	11.8	
2 Donald Smith & Co., Inc.	All Equity Accounts Composite	21.0	1.0	14.9	
3 Eubel Brady & Suttman Asset Mgmt	All Cap Value	17.6	1.2	7.3	
4 NWQ Investment Management Co.	Special Equity	17.4	0.4	7.3	
5 Private Capital Management, L.P.	Value Equity	17.1	0.2	8.4	
6 Steinberg Priest & Sloane Capital Mgt	All Cap Value	16.9	1.4	5.7	
7 Third Avenue Management LLC	SMID Cap Value Equity Separately Managed	15.8	-0.2	6.9	
8 Century Management	All Cap Value II	15.5	0.9	7.2	
9 Century Management	All Cap Value I	15.2	0.9	6.9	
10 Knightsbridge Asset Management, LLC	Equity plus Cash	15.1	0.7	9.0	



Disclaimer

The data included in this report are a compilation of performance data provided by InvestorForce, Inc. unless otherwise noted. The narrative portion of this report is provided by Casey, Quirk & Acito LLC. This report should not be considered to be investment advice and is not a recommendation, endorsement, or solicitation for any investment manager or its services or of any securities referred to herein. All quarterly returns are provided directly by the manager of the product shown. While the information contained herein has been obtained from sources deemed reliable, neither Casey, Quirk & Acito LLC, InvestorForce nor any information provider guarantee that it is accurate or complete or make any warranties with regard to the results that have or may be obtained from its use. Neither InvestorForce nor Casey, Quirk & Acito have made any independent attempt to confirm the accuracy of the data used in the preparation of this publication. Past performance is not an indication of future performance.

©2004 Casey, Quirk & Acito LLC. All rights reserved.